

ROLLING AVERAGE

click name to post comments			LIB	CPC	NDP	GRN	ACCURACY	
NOVA SCOTIA	1	NS SYDNEY-VICTORIA	ACTUAL	50%	18%	29%	3%	92%
			PREDICTED	53%	23%	21%	2%	
	2	NS CAPE BRETON-CANSO	ACTUAL	53%	24%	20%	3%	97%
			PREDICTED	56%	23%	18%	2%	
	3	NS CENTRAL NOVA	ACTUAL	25%	41%	33%	2%	90%
			PREDICTED	26%	49%	23%	4%	
	4	NS DARTMOUTH-COLE HARBOUR	ACTUAL	42%	23%	33%	2%	97%
			PREDICTED	40%	22%	31%	3%	
	5	NS HALIFAX	ACTUAL	31%	18%	47%	4%	95%
			PREDICTED	35%	19%	41%	4%	
	6	NS SACKVILLE-EASTERN SHORE	ACTUAL	23%	22%	53%	2%	90%
PREDICTED			27%	27%	43%	3%		
7	NS HALIFAX WEST	ACTUAL	49%	24%	23%	3%	99%	
		PREDICTED	49%	23%	23%	4%		
8	NS CUMBERLAND-COLCHESTER-MUSQUODOBOIT VALLEY	ACTUAL	24%	52%	21%	2%	93%	
		PREDICTED	28%	53%	14%	4%		
9	NS WEST NOVA	ACTUAL	39%	38%	19%	2%	97%	
		PREDICTED	40%	40%	17%	3%		
10	NS KINGS-HANTS	ACTUAL	46%	32%	19%	2%	93%	
		PREDICTED	45%	37%	13%	4%		
11	NS SOUTH SHORE-ST.MARGARET'S	ACTUAL	28%	37%	29%	3%	91%	
		PREDICTED	33%	41%	21%	4%		
TOTALS			CORRECT	INCORRECT	% CORRECT	ACCURACY		
			10	1	91%	94%		

- INCORRECT PREDICTION
- SUPER MAJORITY (66.6%+)
- MAJORITY WIN (50%+)
- SAFE WIN (>10% MARGIN)
- CLOSE WIN (5-10% MARGIN)
- NARROW WIN (<5% MARGIN)

ROLLING AVERAGE

click name to post comments			LIB	CPC	NDP	GRN	ACCURACY	
NEW BRUNSWICK	1	NB ACADIE-BATHURST	ACTUAL	31%	17%	50%	1%	95%
			PREDICTED	27%	21%	48%	1%	
	2	NB MADAWASKA-RESTIGOUCHE	ACTUAL	38%	35%	23%	3%	97%
			PREDICTED	42%	34%	22%	3%	
	3	NB TOBIQUE-MACTAUAC	ACTUAL	43%	44%	11%	2%	95%
			PREDICTED	45%	45%	5%	3%	
	4	NB MIRAMICHI	ACTUAL	42%	34%	17%	2%	93%
			PREDICTED	44%	40%	11%	3%	
	5	NB BEAUSEJOUR	ACTUAL	47%	32%	17%	3%	92%
			PREDICTED	51%	37%	10%	3%	
6	NB MONCTON-RIVERVIEW-DIEPPE	ACTUAL	48%	30%	19%	3%	88%	
		PREDICTED	53%	36%	7%	2%		
7	NB FUNDY ROYAL	ACTUAL	27%	48%	21%	3%	88%	
		PREDICTED	32%	56%	11%	2%		
8	NB FREDERICTON	ACTUAL	42%	35%	21%	2%	90%	
		PREDICTED	45%	41%	10%	1%		
9	NB NEW BRUNSWICK SOUTHWEST	ACTUAL	27%	55%	16%	3%	90%	
		PREDICTED	28%	64%	7%	2%		
10	NB SAINT JOHN	ACTUAL	43%	39%	16%	2%	95%	
		PREDICTED	41%	42%	12%	1%		
TOTALS			CORRECT	INCORRECT	% CORRECT	ACCURACY		
			9	1	90%	92%		

- INCORRECT PREDICTION
- SUPER MAJORITY (66.6%+)
- MAJORITY WIN (50%+)
- SAFE WIN (>10% MARGIN)
- CLOSE WIN (5-10% MARGIN)
- NARROW WIN (<5% MARGIN)

ROLLING AVERAGE







click name to post comments			LIB	CPC	NDP	GRN	ACCURACY	
NEWFOUNDLAND/LABRADOR	1	NL LABRADOR	ACTUAL	50%	40%	9%	---	90%
			PREDICTED	57%	26%	9%	---	
	2	NL HUMBER-ST.BARBE-BAIE VERTE	ACTUAL	53%	31%	15%	---	98%
			PREDICTED	54%	31%	11%	---	
	3	NL BONAVISTA-GANDER-GRAND FALLS-WINDSOR	ACTUAL	52%	40%	7%	---	98%
			PREDICTED	48%	40%	7%	---	
	4	NL RANDOM-BURIN-ST.GEORGE'S	ACTUAL	46%	41%	12%	---	92%
			PREDICTED	53%	36%	8%	---	
	5	NL ST. JOHN'S EAST	ACTUAL	35%	46%	17%	---	97%
			PREDICTED	36%	42%	19%	---	
	6	NL ST. JOHN'S SOUTH-MOUNT PEARL	ACTUAL	33%	45%	22%	---	97%
			PREDICTED	35%	45%	18%	---	
	7	NL AVALON	ACTUAL	39%	52%	9%	---	94%
			PREDICTED	43%	45%	8%	---	
TOTALS			CORRECT	INCORRECT	% CORRECT		ACCURACY	
			7	0	100%		95%	

- INCORRECT PREDICTION
- SUPER MAJORITY (66.6%+)
- MAJORITY WIN (50%+)
- SAFE WIN (>10% MARGIN)
- CLOSE WIN (5-10% MARGIN)
- NARROW WIN (<5% MARGIN)

NOTE: GREEN PARTY TOO LOW TO FORECAST

ROLLING AVERAGE

click name to post comments			LIB	CPC	NDP	GRN	ACCURACY	
PEI	1	PE CARDIGAN	ACTUAL	56%	34%	7%	3%	96%
			PREDICTED	53%	37%	9%	3%	
	2	PE CHARLOTTETOWN	ACTUAL	50%	34%	11%	3%	95%
			PREDICTED	48%	35%	17%	4%	
	3	PE EGMONT	ACTUAL	53%	31%	10%	5%	98%
			PREDICTED	54%	33%	10%	3%	
	4	PE MALPEQUE	ACTUAL	50%	35%	10%	5%	97%
			PREDICTED	47%	37%	9%	5%	
TOTALS			CORRECT	INCORRECT	% CORRECT	ACCURACY		
			4	0	100%	97%		

-  INCORRECT PREDICTION
-  SUPER MAJORITY (66.6%+)
-  MAJORITY WIN (50%+)
-  SAFE WIN (>10% MARGIN)
-  CLOSE WIN (5-10% MARGIN)
-  NARROW WIN (<5% MARGIN)

