




DemocraticSPACE QUÉBEC 2007 ÉLECTIONS





























| | | RÉSULTATS PRÉVISION / PROJECTED RESULTS | | | |
|------------------------------|---------------|---|---|--|------------|
| | |  |  |  | AUT |
| | | PLQ | PQ | ADQ | OTH |
| QUÉBEC | % VOIX / VOTE | 37.1% | 29.8% | 21.4% | 11.7% |
| QUÉBEC | SIEGES/SEATS | 56 | 51 | 18 | 0 |
| % SIEGES/SEATS | | 45% | 41% | 14% | 0% |
| MONTRÉAL OUEST | % VOIX / VOTE | 66% | 13% | 9% | 12% |
| MONTRÉAL WEST | SIEGES/SEATS | 14 | 0 | 0 | 0 |
| MONTRÉAL EST | % VOIX / VOTE | 33% | 38% | 12% | 16% |
| MONTRÉAL EAST | SIEGES/SEATS | 5 | 9 | 0 | 0 |
| LAVAL/LANAUDIÈRE | % VOIX / VOTE | 37% | 33% | 20% | 10% |
| LAVAL/LANAUDIÈRE | SIEGES/SEATS | 6 | 5 | 1 | 0 |
| MONTÉRÉGIE | % VOIX / VOTE | 37% | 34% | 18% | 11% |
| MONTEREGIANS | SIEGES/SEATS | 8 | 6 | 0 | 0 |
| CENTRE-DU-QUÉBEC | % VOIX / VOTE | 27% | 36% | 27% | 10% |
| CENTRAL QUÉBEC | SIEGES/SEATS | 0 | 9 | 2 | 0 |
| OUTAOUAIS/LAURENTIDES | % VOIX / VOTE | 38% | 30% | 20% | 12% |
| OUTAOUAIS/LAURENTIANS | SIEGES/SEATS | 6 | 5 | 1 | 0 |
| NORD-DU-QUÉBEC | % VOIX / VOTE | 30% | 36% | 23% | 11% |
| NORTHERN QUÉBEC | SIEGES/SEATS | 3 | 8 | 1 | 0 |
| BAS-SAINT-LAURENT | % VOIX / VOTE | 32% | 30% | 27% | 11% |
| LOWER ST. LAURENCE | SIEGES/SEATS | 2 | 5 | 5 | 0 |
| ESTRIE | % VOIX / VOTE | 37% | 28% | 24% | 11% |
| EASTERN TOWNSHIPS | SIEGES/SEATS | 8 | 2 | 1 | 0 |
| CAPITALE-NATIONALE | % VOIX / VOTE | 31% | 24% | 33% | 12% |
| NATIONAL CAPITAL | SIEGES/SEATS | 4 | 2 | 7 | 0 |

POUR LA COUVERTURE COMPLET, VISITEZ / FOR FULL COVERAGE GO TO:













<http://democraticSPACE.com/blog/quebec2007>















| LEGENDE / LEGEND | MAJ. PLUS SUPER MAJ. | MAJORITAIRE MAJORITY | FACILE EASY WIN | SERRÉ TIGHT RACE | PAS D'APPEL CAN'T CALL |
|------------------|-------------------------|-------------------------|--------------------|---------------------|---------------------------|
| | 67%+ | 50%+ | >10%+ PTS | 5-10% PTS | <5% PTS |

DemocraticSPACE QUÉBEC 2007 ÉLECTIONS












| | | cliquer le nom / click name | PLQ | PQ | ADQ | OTH | |
|---------------------------------------|----|---|------|-----|-----|-----|---|
| MONTREAL OUEST / WEST MONTREAL | 1 | NELLIGAN | 67% | 13% | 11% | 9% |  |
| | 2 | JACQUES-CARTIER | 78% | 3% | 6% | 14% |  |
| | 3 | ROBERT BALDWIN | 77% | 5% | 7% | 11% |  |
| | 4 | MARQUETTE | 56% | 22% | 12% | 11% |  |
| | 5 | SAINT-LAURENT | 69% | 12% | 8% | 12% |  |
| | 6 | D'ARCY McGEE | 83% | 2% | 4% | 12% |  |
| | 7 | MARGUERITE-BOURGEOYS | 62% | 17% | 10% | 12% |  |
| | 8 | VERDUN | 43% | 29% | 14% | 15% |  |
| | 9 | SAINT-HENRI-SAINTE-ANNE | 44% | 31% | 11% | 15% |  |
| | 10 | NOTRE-DAME-DE-GRÂCE | 66% | 11% | 7% | 16% |  |
| | 11 | WESTMOUNT-SAINTE-LOUIS | 72% | 8% | 6% | 15% |  |
| | 12 | OUTREMONT | 43% | 35% | 8% | 14% |  |
| | 13 | MONT-ROYAL | 72% | 11% | 7% | 10% |  |
| | 14 | ACADIE | 62% | 18% | 9% | 12% |  |
| SIÈGES / SEATS | | | 14 | 0 | 0 | 0 | |
| % DES VOIX / OF VOTE | | | 66% | 13% | 9% | 12% | |
| % DES SIÈGES / OF SEATS | | | 100% | 0% | 0% | 0% | |
| MONTREAL EST / EAST MONTREAL | 15 | SAINTE-MARIE-SAINTE-JACQUES | 26% | 41% | 2% | 31% |  |
| | 16 | MERCIER | 19% | 43% | 8% | 30% |  |
| | 17 | GOUIN | 18% | 52% | 6% | 24% |  |
| | 18 | LAURIER-DORION | 37% | 45% | 4% | 14% |  |
| | 19 | CRÉMAZIE | 36% | 37% | 13% | 14% |  |
| | 20 | VIAU | 57% | 20% | 11% | 13% |  |
| | 21 | ROSEMONT | 31% | 43% | 14% | 13% |  |
| | 22 | HOCHELAGA-MAISONNEUVE | 17% | 54% | 12% | 17% |  |
| | 23 | BOURASSA-SAUVÉ | 53% | 23% | 13% | 12% |  |
| | 24 | JEANNE-MANCE-VIGER | 72% | 10% | 8% | 10% |  |
| | 25 | BOURGET | 25% | 44% | 19% | 13% |  |
| | 26 | ANJOU | 45% | 30% | 15% | 10% |  |
| | 27 | LAFONTAINE | 61% | 16% | 12% | 11% |  |
| | 28 | POINTE-AUX-TREMBLES | 24% | 49% | 16% | 12% |  |
| SIÈGES / SEATS | | | 5 | 9 | 0 | 0 | |
| % DES VOIX / OF VOTE | | | 33% | 38% | 12% | 16% | |
| % DES SIÈGES / OF SEATS | | | 36% | 64% | 0% | 0% | |













DemocraticSPACE QUÉBEC 2007 ÉLECTIONS

| | | cliquer le nom / click name | PLQ | PQ | ADQ | OTH | |
|-------------------------|----|-----------------------------------|-----|-----|-----|-----|---|
| LAVAL-LANAUDIÈRE | 29 | MILLE-ÎLES | 44% | 32% | 14% | 10% |  |
| | 30 | VIMONT | 41% | 29% | 20% | 11% |  |
| | 31 | LAVAL-DES-RAPIDES | 39% | 35% | 15% | 11% |  |
| | 32 | CHOMEDEY | 65% | 15% | 11% | 10% |  |
| | 33 | FABRE | 41% | 32% | 18% | 10% |  |
| | 34 | BLAINVILLE | 30% | 38% | 22% | 10% |  |
| | 35 | MIRABEL | 22% | 34% | 35% | 9% |  |
| | 36 | GROULX | 37% | 31% | 21% | 11% |  |
| | 37 | DEUX-MONTAGNES | 33% | 35% | 23% | 10% |  |
| | 38 | TERREBONNE | 27% | 44% | 20% | 10% |  |
| | 39 | L'ASSOMPTION | 31% | 39% | 20% | 11% |  |
| | 40 | MASSON | 28% | 40% | 24% | 9% |  |
| | | SIÈGES / SEATS | 6 | 5 | 1 | 0 | |
| | | % DES VOIX / OF VOTE | 37% | 33% | 20% | 10% | |
| | | % DES SIÈGES / OF SEATS | 50% | 42% | 8% | 0% | |













| | | cliquer le nom / click name | PLQ | PQ | ADQ | OTH | |
|-------------------|----|---------------------------------------|-----|-----|-----|-----|---|
| MONTÉRÉGIE | 41 | VAUDREUIL | 51% | 26% | 13% | 11% |  |
| | 42 | SOULANGES | 45% | 29% | 15% | 11% |  |
| | 43 | BEAUHARNOIS | 36% | 41% | 13% | 11% |  |
| | 44 | HUNTINGDON | 46% | 24% | 20% | 10% |  |
| | 45 | CHÂTEAUGUAY | 45% | 31% | 13% | 11% |  |
| | 46 | LA PRAIRIE | 35% | 35% | 19% | 11% |  |
| | 47 | SAINT-JEAN | 34% | 33% | 21% | 12% |  |
| | 48 | LA PINIÈRE | 58% | 19% | 13% | 10% |  |
| | 49 | LAPORTE | 49% | 26% | 13% | 12% |  |
| | 50 | VACHON | 34% | 36% | 19% | 11% |  |
| | 51 | CHAMBLY | 36% | 36% | 18% | 11% |  |
| | 52 | TAILLON | 28% | 42% | 18% | 12% |  |
| | 53 | MARGUERITE-D'YOUVILLE | 35% | 35% | 18% | 12% |  |
| | 54 | MARIE-VICTORIN | 29% | 41% | 17% | 13% |  |
| | | SIÈGES / SEATS | 8 | 6 | 0 | 0 | |
| | | % DES VOIX / OF VOTE | 37% | 34% | 18% | 11% | |
| | | % DES SIÈGES / OF SEATS | 57% | 43% | 0% | 0% | |













DemocraticSPACE QUÉBEC 2007 ÉLECTIONS

| | | cliquer le nom / click name | PLQ | PQ | ADQ | OTH | |
|----------------------------------|----|---------------------------------|-----|-----|-----|-----|---|
| MAURICIE-CENTRE-DU-QUÉBEC | 55 | BORDUAS | 24% | 44% | 22% | 11% |  |
| | 56 | VERCHÈRES | 29% | 47% | 18% | 6% |  |
| | 57 | SAINT-HYACINTHE | 28% | 36% | 26% | 10% |  |
| | 58 | RICHELIEU | 28% | 43% | 17% | 12% |  |
| | 59 | NICOLET-YAMASKA | 24% | 38% | 27% | 11% |  |
| | 60 | DRUMMOND | 27% | 38% | 25% | 12% |  |
| | 61 | SAINT-AURICE | 22% | 31% | 36% | 10% |  |
| | 62 | CHAMPLAIN | 26% | 35% | 29% | 10% |  |
| | 63 | TROIS-RIVIÈRES | 31% | 34% | 23% | 12% |  |
| | 64 | MASKINONGÉ | 28% | 32% | 31% | 9% |  |
| | 65 | LOTBINIÈRE | 25% | 22% | 42% | 12% |  |
| | | SIÈGES / SEATS | 0 | 9 | 2 | 0 | |
| | | % DES VOIX / OF VOTE | 27% | 36% | 27% | 10% | |
| | | % DES SIÈGES / OF SEATS | 0% | 82% | 18% | 0% | |












| | | cliquer le nom / click name | PLQ | PQ | ADQ | OTH | |
|------------------------------|--------------------------|-----------------------------|-----|-----|-----|---|---|
| OUTAOUAIS-LAURENTIDES | 66 | HULL | 49% | 22% | 16% | 14% |  |
| | 67 | CHAPLEAU | 54% | 18% | 16% | 12% |  |
| | 68 | PAPINEAU | 49% | 23% | 16% | 12% |  |
| | 69 | GATINEAU | 52% | 21% | 16% | 11% |  |
| | 70 | PONTIAC | 68% | 10% | 11% | 11% |  |
| | 71 | LABELLE | 27% | 43% | 18% | 12% |  |
| | 72 | BERTRAND | 31% | 40% | 18% | 12% |  |
| | 73 | BERTHIER | 23% | 32% | 35% | 11% |  |
| | 74 | ROUSSEAU | 22% | 45% | 23% | 11% |  |
| | 75 | ARGENTEUIL | 45% | 22% | 22% | 13% |  |
| | 76 | PRÉVOST | 24% | 42% | 23% | 11% |  |
| 77 | JOLIETTE | 25% | 36% | 25% | 15% |  | |
| | | SIÈGES / SEATS | 6 | 5 | 1 | 0 | |
| | | % DES VOIX / OF VOTE | 38% | 30% | 20% | 12% | |
| | | % DES SIÈGES / OF SEATS | 50% | 42% | 8% | 0% | |














DemocraticSPACE QUÉBEC 2007 ÉLECTIONS

| | | cliquer le nom / click name | | PLQ | PQ | ADQ | OTH | |
|--------------------------------|----|---|--|-----|-----|-----|-----|---|
| SAGUENAY-NORD-DU-QUÉBEC | 78 | UNGAVA | | 30% | 46% | 16% | 9% |  |
| | 79 | ABITIBI-OUEST | | 30% | 41% | 21% | 9% |  |
| | 80 | ABITIBI-EST | | 35% | 29% | 25% | 11% |  |
| | 81 | ROUYN-NORANDA-TÉMISCAM. | | 29% | 30% | 31% | 11% |  |
| | 82 | DUPLESSIS | | 28% | 44% | 15% | 15% |  |
| | 83 | RENÉ-LÉVESQUE | | 16% | 37% | 37% | 11% |  |
| | 84 | DUBUC | | 31% | 35% | 24% | 11% |  |
| | 85 | LAC-SAINT-JEAN | | 19% | 49% | 23% | 9% |  |
| | 86 | ROBERVAL | | 32% | 34% | 24% | 10% |  |
| | 87 | CHICOUTIMI | | 28% | 39% | 21% | 12% |  |
| | 88 | JONQUIÈRE | | 37% | 32% | 20% | 11% |  |
| | 89 | LAVIOLETTE | | 45% | 28% | 18% | 10% |  |
| | | SIÈGES / SEATS | | 3 | 8 | 1 | 0 | |
| | | % DES VOIX / OF VOTE | | 30% | 36% | 23% | 11% | |
| | | % DES SIÈGES / OF SEATS | | 25% | 67% | 8% | 0% | |

| | | cliquer le nom / click name | | PLQ | PQ | ADQ | OTH | |
|-----------------------------------|-----|--|--|-----|-----|-----|-----|---|
| BAS-SAINT-LAURENT-GASPÉSIE | 90 | ÎLES-DE-LA-MADELEINE | | 32% | 58% | 1% | 10% |  |
| | 91 | GASPÉ | | 34% | 46% | 10% | 11% |  |
| | 92 | BONAVENTURE | | 53% | 29% | 6% | 13% |  |
| | 93 | MATANE | | 32% | 39% | 17% | 12% |  |
| | 94 | MATAPÉDIA | | 22% | 44% | 24% | 10% |  |
| | 95 | RIMOUSKI | | 28% | 46% | 17% | 10% |  |
| | 96 | RIVIÈRE-DU-LOUP | | 29% | 14% | 45% | 11% |  |
| | 97 | KAMOURASKA-TÉMISCOUATA | | 38% | 23% | 28% | 12% |  |
| | 98 | MONTMAGNY-L'ISLET | | 33% | 18% | 39% | 11% |  |
| | 99 | BELLECHASSE | | 29% | 25% | 35% | 11% |  |
| | 100 | BEAUCE-NORD | | 30% | 11% | 48% | 11% |  |
| | 101 | BEAUCE-SUD | | 36% | 12% | 42% | 10% |  |
| | | SIÈGES / SEATS | | 2 | 5 | 5 | 0 | |
| | | % DES VOIX / OF VOTE | | 32% | 30% | 27% | 11% | |
| | | % DES SIÈGES / OF SEATS | | 17% | 42% | 42% | 0% | |

DemocraticSPACE QUÉBEC 2007 ÉLECTIONS

| | | cliquer le nom / click name | PLQ | PQ | ADQ | OTH | |
|-----------------------------------|-----|----------------------------------|----------------|-----|-----|-----|---|
| ESTRIE / EASTERN TOWNSHIPS | 102 | ORFORD | 40% | 28% | 22% | 11% |  |
| | 103 | SAINT-FRANÇOIS | 43% | 28% | 18% | 11% |  |
| | 104 | SHERBROOKE | 39% | 35% | 16% | 11% |  |
| | 105 | MÉGANTIC-COMPTON | 38% | 28% | 25% | 10% |  |
| | 106 | RICHMOND | 48% | 20% | 23% | 9% |  |
| | 107 | IBERVILLE | 30% | 33% | 26% | 12% |  |
| | 108 | BROME-MISSISQUOI | 46% | 21% | 22% | 11% |  |
| | 109 | JOHNSON | 26% | 37% | 26% | 11% |  |
| | 110 | SHEFFORD | 37% | 25% | 27% | 12% |  |
| | 111 | ARTHABASKA | 27% | 25% | 37% | 11% |  |
| | 112 | FRONTENAC | 34% | 25% | 31% | 11% |  |
| | | | SIÈGES / SEATS | 8 | 2 | 1 | 0 |
| | | % DES VOIX / OF VOTE | 37% | 28% | 24% | 11% | |
| | | % DES SIÈGES / OF SEATS | 73% | 18% | 9% | 0% | |

| | | cliquer le nom / click name | PLQ | PQ | ADQ | OTH | |
|---------------------------|-----|--|----------------|-----|-----|-----|---|
| CAPITALE-NATIONALE | 113 | JEAN-TALON | 39% | 29% | 20% | 13% |  |
| | 114 | LOUIS-HÉBERT | 35% | 25% | 28% | 12% |  |
| | 115 | TASCHEREAU | 25% | 34% | 25% | 17% |  |
| | 116 | VANIER | 24% | 20% | 47% | 9% |  |
| | 117 | JEAN-LESAGE | 35% | 22% | 30% | 13% |  |
| | 118 | CHARLESBOURG | 35% | 21% | 33% | 11% |  |
| | 119 | LA PELTRIE | 32% | 18% | 39% | 12% |  |
| | 120 | PORTNEUF | 30% | 21% | 38% | 10% |  |
| | 121 | CHAUVEAU | 31% | 19% | 39% | 12% |  |
| | 122 | CHARLEVOIX | 29% | 39% | 22% | 11% |  |
| | 123 | MONTMORENCY | 28% | 26% | 37% | 10% |  |
| | 124 | LÉVIS | 26% | 30% | 34% | 11% |  |
| | 125 | CHUTES-DE-LA-CHAUDIÈRE | 24% | 22% | 44% | 11% |  |
| | | | SIÈGES / SEATS | 4 | 2 | 7 | 0 |
| | | % DES VOIX / OF VOTE | 31% | 24% | 33% | 12% | |
| | | % DES SIÈGES / OF SEATS | 31% | 15% | 54% | 0% | |