
































DemocraticSPACE QUÉBEC 2007 ÉLECTIONS






| | | RÉSULTATS PRÉVISION / PROJECTED RESULTS | | | |
|--------------------------------------|---------------|---|---|--|------------|
| | |  |  |  | AUT |
| | | PLQ | PQ | ADQ | OTH |
| <u>QUÉBEC</u> | % VOIX / VOTE | 36.7% | 29.2% | 23.6% | 10.5% |
| QUÉBEC | SIEGES/SEATS | 63 | 46 | 16 | 0 |
| % SIEGES/SEATS | | 50% | 37% | 13% | 0% |
| <u>MONTRÉAL OUEST</u> | % VOIX / VOTE | 63% | 16% | 10% | 11% |
| MONTRÉAL WEST | SIEGES/SEATS | 14 | 0 | 0 | 0 |
| <u>MONTRÉAL EST</u> | % VOIX / VOTE | 34% | 31% | 19% | 17% |
| MONTRÉAL EAST | SIEGES/SEATS | 5 | 9 | 0 | 0 |
| <u>LAVAL</u> | % VOIX / VOTE | 44% | 28% | 22% | 7% |
| LAVAL | SIEGES/SEATS | 5 | 0 | 0 | 0 |
| <u>LANAUDIÈRE/LAURENTIDES</u> | % VOIX / VOTE | 23% | 39% | 30% | 8% |
| LANAUDIÈRE/LAURENTIDES | SIEGES/SEATS | 1 | 13 | 0 | 0 |
| <u>MONTÉRÉGIE</u> | % VOIX / VOTE | 35% | 29% | 26% | 10% |
| MONTEREGIANS | SIEGES/SEATS | 13 | 8 | 0 | 0 |
| <u>ESTRIE</u> | % VOIX / VOTE | 37% | 33% | 19% | 12% |
| EASTERN TOWNSHIPS | SIEGES/SEATS | 5 | 1 | 0 | 0 |
| <u>CENTRE-DU-QUÉBEC</u> | % VOIX / VOTE | 34% | 26% | 30% | 10% |
| CENTRAL QUÉBEC | SIEGES/SEATS | 5 | 1 | 2 | 0 |
| <u>OUTAOUAIS</u> | % VOIX / VOTE | 45% | 23% | 21% | 12% |
| OUTAOUAIS | SIEGES/SEATS | 5 | 0 | 0 | 0 |
| <u>ABITIBI-TEMISCAMINGUE</u> | % VOIX / VOTE | 31% | 39% | 20% | 10% |
| ABITIBI-TIMISKAMING | SIEGES/SEATS | 0 | 3 | 0 | 0 |
| <u>NORD-DU-QUÉBEC</u> | % VOIX / VOTE | 36% | 39% | 15% | 9% |
| NORTHERN QUÉBEC | SIEGES/SEATS | 3 | 5 | 0 | 0 |
| <u>BAS-SAINT-LAURENT</u> | % VOIX / VOTE | 36% | 30% | 27% | 6% |
| LOWER ST. LAURENCE | SIEGES/SEATS | 3 | 4 | 1 | 0 |
| <u>CHAUDIÈRE/APPALACHES</u> | % VOIX / VOTE | 30% | 25% | 39% | 6% |
| CHAUDIÈRE/APPALACIANS | SIEGES/SEATS | 1 | 0 | 7 | 0 |
| <u>CAPITALE-NATIONALE</u> | % VOIX / VOTE | 30% | 26% | 34% | 10% |
| NATIONAL CAPITAL | SIEGES/SEATS | 3 | 2 | 6 | 0 |















| LEGENDE / LEGEND | MAJ. PLUS SUPER MAJ. | MAJORITAIRE MAJORITY | FACILE EASY WIN | SERRÉ TIGHT RACE | PAS D'APPEL CAN'T CALL |
|------------------|-------------------------|-------------------------|--------------------|---------------------|---------------------------|
| | 67%+ | 50%+ | >10%+ PTS | 5-10% PTS | <5% PTS |




DemocraticSPACE QUÉBEC 2007 ÉLECTIONS

| | | cliquer le nom / click name | PLQ | PQ | ADQ | OTH | |
|---------------------------------------|----|---|------|-----|-----|-----|---|
| MONTREAL OUEST / WEST MONTREAL | 1 | ACADIE | 61% | 19% | 10% | 10% |  |
| | 2 | D'ARCY MCGEE | 81% | 3% | 5% | 10% |  |
| | 3 | JACQUES-CARTIER | 77% | 4% | 7% | 12% |  |
| | 4 | MARGUERITE-BOURGEOYS | 61% | 18% | 11% | 10% |  |
| | 5 | MARQUETTE | 56% | 22% | 13% | 9% |  |
| | 6 | MONT-ROYAL | 71% | 12% | 8% | 9% |  |
| | 7 | NELLIGAN | 67% | 14% | 12% | 8% |  |
| | 8 | NOTRE-DAME-DE-GRÂCE | 65% | 12% | 8% | 15% |  |
| | 9 | OUTREMONT | 42% | 34% | 11% | 13% |  |
| | 10 | ROBERT BALDWIN | 76% | 7% | 8% | 9% |  |
| | 11 | SAINT-HENRI-SAINTE-ANNE | 44% | 31% | 12% | 14% |  |
| | 12 | SAINT-LAURENT | 68% | 13% | 9% | 10% |  |
| | 13 | VERDUN | 43% | 29% | 14% | 14% |  |
| | 14 | WESTMOUNT-SAINTE-LOUIS | 71% | 9% | 7% | 13% |  |
| | | SIÈGES / SEATS | 14 | 0 | 0 | 0 | |
| | | % DES VOIX / OF VOTE | 63% | 16% | 10% | 11% | |
| | | % DES SIÈGES / OF SEATS | 100% | 0% | 0% | 0% | |
| MONTREAL EST / EAST MONTREAL | 15 | ANJOU | 39% | 26% | 23% | 12% |  |
| | 16 | BOURASSA-SAUVÉ | 46% | 18% | 21% | 14% |  |
| | 17 | BOURGET | 23% | 41% | 21% | 15% |  |
| | 18 | CRÉMAZIE | 31% | 32% | 21% | 16% |  |
| | 19 | GOUIN | 15% | 48% | 11% | 25% |  |
| | 20 | HOCHELAGA-MAISONNEUVE | 12% | 49% | 20% | 19% |  |
| | 21 | JEANNE-MANCE-VIGER | 65% | 7% | 16% | 13% |  |
| | 22 | LAFONTAINE | 55% | 13% | 20% | 13% |  |
| | 23 | LAURIER-DORION | 34% | 42% | 9% | 15% |  |
| | 24 | MERCIER | 15% | 38% | 16% | 31% |  |
| | 25 | POINTE-AUX-TREMBLES | 19% | 43% | 24% | 14% |  |
| | 26 | ROSEMONT | 26% | 37% | 21% | 15% |  |
| | 27 | SAINTE-MARIE-SAINTE-JACQUES | 24% | 39% | 4% | 32% |  |
| | 28 | VIAU | 50% | 16% | 19% | 15% |  |
| | | SIÈGES / SEATS | 5 | 9 | 0 | 0 | |
| | | % DES VOIX / OF VOTE | 34% | 31% | 19% | 17% | |
| | | % DES SIÈGES / OF SEATS | 36% | 64% | 0% | 0% | |






















DemocraticSPACE QUÉBEC 2007 ÉLECTIONS






| | | cliquer le nom / click name | PLQ | PQ | ADQ | OTH | |
|-------------------------|----|-----------------------------------|------|-----|-----|-----|---|
| LAVAL | 29 | CHOMEDEY | 62% | 14% | 17% | 6% |  |
| | 30 | FABRE | 39% | 31% | 23% | 6% |  |
| | 31 | LAVAL-DES-RAPIDES | 37% | 34% | 21% | 8% |  |
| | 32 | MILLE-ÎLES | 42% | 31% | 20% | 6% |  |
| | 33 | VIMONT | 38% | 29% | 26% | 7% |  |
| SIÈGES / SEATS | | | 5 | 0 | 0 | 0 | |
| % DES VOIX / OF VOTE | | | 44% | 28% | 22% | 7% | |
| % DES SIÈGES / OF SEATS | | | 100% | 0% | 0% | 0% | |

| | | cliquer le nom / click name | PLQ | PQ | ADQ | OTH | |
|-------------------------------|----|--------------------------------|-----|-----|-----|-----|---|
| LANAUDIÈRE-LAURENTIDES | 34 | ARGENTEUIL | 40% | 21% | 29% | 10% |  |
| | 35 | BERTHIER | 23% | 36% | 32% | 8% |  |
| | 36 | BERTRAND | 27% | 40% | 24% | 9% |  |
| | 37 | BLAINVILLE | 23% | 39% | 31% | 7% |  |
| | 38 | DEUX-MONTAGNES | 25% | 35% | 32% | 8% |  |
| | 39 | GROULX | 27% | 35% | 30% | 9% |  |
| | 40 | JOLIETTE | 21% | 36% | 32% | 12% |  |
| | 41 | LABELLE | 23% | 43% | 25% | 9% |  |
| | 42 | L'ASSOMPTION | 23% | 40% | 28% | 9% |  |
| | 43 | MASSON | 20% | 41% | 32% | 6% |  |
| | 44 | MIRABEL | 21% | 40% | 33% | 6% |  |
| | 45 | PRÉVOST | 20% | 42% | 30% | 8% |  |
| | 46 | ROUSSEAU | 18% | 44% | 29% | 8% |  |
| | 47 | TERREBONNE | 19% | 45% | 28% | 8% |  |
| SIÈGES / SEATS | | | 1 | 13 | 0 | 0 | |
| % DES VOIX / OF VOTE | | | 23% | 39% | 30% | 8% | |
| % DES SIÈGES / OF SEATS | | | 7% | 93% | 0% | 0% | |









| | | cliquer le nom / click name | PLQ | PQ | ADQ | OTH | |
|-------------------------|----|---|-----|------|-----|-----|---|
| ABITIBI | 82 | ABITIBI-EST | 33% | 33% | 23% | 11% |  |
| | 83 | ABITIBI-OUEST | 27% | 45% | 19% | 9% |  |
| | 84 | ROUYN-NORANDA-TÉMISCAM. | 31% | 38% | 20% | 11% |  |
| SIÈGES / SEATS | | | 0 | 3 | 0 | 0 | |
| % DES VOIX / OF VOTE | | | 31% | 39% | 20% | 10% | |
| % DES SIÈGES / OF SEATS | | | 0% | 100% | 0% | 0% | |

DemocraticSPACE QUÉBEC 2007 ÉLECTIONS









| | | PLQ | PQ | ADQ | OTH | | |
|-----------------------------|---------------------------|---------------------------------------|-----|-----|-----|---|---|
| cliquer le nom / click name | | | | | | | |
| MONTÉRÉGIE | 48 | BEAUHARNOIS | 33% | 37% | 20% | 9% |  |
| | 49 | BORDUAS | 25% | 39% | 27% | 9% |  |
| | 50 | BROME-MISSISQUOI | 46% | 17% | 28% | 10% |  |
| | 51 | CHÂTEAUGUAY | 42% | 27% | 21% | 10% |  |
| | 52 | CHAMBLY | 33% | 32% | 26% | 9% |  |
| | 53 | HUNTINGDON | 43% | 21% | 27% | 9% |  |
| | 54 | IBERVILLE | 32% | 28% | 29% | 10% |  |
| | 55 | LA PINIÈRE | 54% | 15% | 21% | 9% |  |
| | 56 | LAPORTE | 45% | 23% | 21% | 11% |  |
| | 57 | LA PRAIRIE | 32% | 31% | 27% | 10% |  |
| | 58 | MARGUERITE-D'YOUVILLE | 32% | 31% | 26% | 10% |  |
| | 59 | MARIE-VICTORIN | 26% | 38% | 25% | 11% |  |
| | 60 | RICHELIEU | 29% | 38% | 23% | 10% |  |
| | 61 | SAINT-HYACINTHE | 28% | 32% | 32% | 9% |  |
| | 62 | SAINT-JEAN | 31% | 29% | 28% | 11% |  |
| | 63 | SHEFFORD | 37% | 21% | 32% | 10% |  |
| | 64 | SOULANGES | 41% | 26% | 23% | 10% |  |
| | 65 | TAILLON | 25% | 38% | 26% | 11% |  |
| 66 | VACHON | 31% | 33% | 27% | 10% |  | |
| 67 | VAUDREUIL | 48% | 22% | 21% | 9% |  | |
| 68 | VERCHÈRES | 23% | 40% | 26% | 10% |  | |
| SIÈGES / SEATS | | 13 | 8 | 0 | 0 | | |
| % DES VOIX / OF VOTE | | 35% | 29% | 26% | 10% | | |
| % DES SIÈGES / OF SEATS | | 62% | 38% | 0% | 0% | | |

| | | PLQ | PQ | ADQ | OTH | | |
|-----------------------------|----|--------------------------|-----|-----|-----|-----|---|
| cliquer le nom / click name | | | | | | | |
| OUTAOUAIS | 77 | HULL | 40% | 25% | 21% | 13% |  |
| | 78 | CHAPLEAU | 45% | 21% | 22% | 12% |  |
| | 80 | GATINEAU | 43% | 24% | 21% | 11% |  |
| | 79 | PAPINEAU | 41% | 26% | 21% | 12% |  |
| | 81 | PONTIAC | 59% | 14% | 17% | 11% |  |
| SIÈGES / SEATS | | 5 | 0 | 0 | 0 | | |
| % DES VOIX / OF VOTE | | 45% | 23% | 21% | 12% | | |
| % DES SIÈGES / OF SEATS | | 100% | 0% | 0% | 0% | | |









DemocraticSPACE QUÉBEC 2007 ÉLECTIONS

| | | PLQ | PQ | ADQ | OTH | | |
|-------------------------|----|---------------------------------|-----|-----|-----|-----|---|
| CENTRE-DU-QUÉBEC | 69 | ARTHABASKA | 32% | 17% | 39% | 11% |  |
| | 70 | CHAMPLAIN | 32% | 28% | 31% | 10% |  |
| | 71 | DRUMMOND | 32% | 30% | 27% | 11% |  |
| | 72 | LAVIOLETTE | 48% | 21% | 21% | 10% |  |
| | 73 | MASKINONGÉ | 34% | 25% | 33% | 9% |  |
| | 74 | NICOLET-YAMASKA | 30% | 31% | 29% | 11% |  |
| | 75 | SAINT-MAURICE | 30% | 28% | 32% | 10% |  |
| | 76 | TROIS-RIVIÈRES | 36% | 27% | 25% | 11% |  |

| | | | | |
|-------------------------|-----|-----|-----|-----|
| SIÈGES / SEATS | 5 | 1 | 2 | 0 |
| % DES VOIX / OF VOTE | 34% | 26% | 30% | 10% |
| % DES SIÈGES / OF SEATS | 63% | 13% | 25% | 0% |


























| | | PLQ | PQ | ADQ | OTH | | |
|-----------------------|----|--------------------------------|-----|-----|-----|-----|---|
| NORD-DU-QUÉBEC | 85 | CHICOUTIMI | 38% | 38% | 14% | 10% |  |
| | 86 | DUBUC | 39% | 35% | 17% | 9% |  |
| | 87 | DUPLESSIS | 36% | 44% | 7% | 13% |  |
| | 88 | JONQUIÈRE | 45% | 33% | 13% | 10% |  |
| | 89 | LAC-SAINT-JEAN | 26% | 50% | 16% | 7% |  |
| | 90 | RENÉ-LÉVESQUE | 26% | 40% | 25% | 9% |  |
| | 91 | ROBERVAL | 40% | 34% | 17% | 9% |  |
| | 92 | UNGAVA | 38% | 46% | 9% | 7% |  |

| | | | | |
|-------------------------|-----|-----|-----|----|
| SIÈGES / SEATS | 3 | 5 | 0 | 0 |
| % DES VOIX / OF VOTE | 36% | 39% | 15% | 9% |
| % DES SIÈGES / OF SEATS | 38% | 63% | 0% | 0% |

| | | PLQ | PQ | ADQ | OTH | | |
|--------------------------|-----|--|-----|-----|-----|----|---|
| BAS-SAINT-LAURENT | 93 | BONAVENTURE | 57% | 23% | 15% | 6% |  |
| | 94 | GASPÉ | 39% | 39% | 18% | 4% |  |
| | 95 | ÎLES-DE-LA-MADELEINE | 36% | 50% | 10% | 3% |  |
| | 96 | KAMOURASKA-TÉMISCOUATA | 42% | 17% | 36% | 5% |  |
| | 97 | MATANE | 37% | 32% | 25% | 6% |  |
| | 98 | MATAPÉDIA | 28% | 37% | 32% | 3% |  |
| | 99 | RIMOUSKI | 33% | 39% | 25% | 3% |  |
| | 100 | RIVIÈRE-DU-LOUP | 35% | 12% | 49% | 5% |  |

| | | | | |
|-------------------------|-----|-----|-----|----|
| SIÈGES / SEATS | 3 | 4 | 1 | 0 |
| % DES VOIX / OF VOTE | 36% | 30% | 27% | 6% |
| % DES SIÈGES / OF SEATS | 38% | 50% | 13% | 0% |

DemocraticSPACE QUÉBEC 2007 ÉLECTIONS

| | | cliquer le nom / click name | PLQ | PQ | ADQ | OTH | |
|---------------------------|-----|--|----------------|-----|-----|-----|---|
| APPALACHES | 101 | BEAUCE-NORD | 31% | 17% | 46% | 6% |  |
| | 102 | BEAUCE-SUD | 36% | 18% | 40% | 5% |  |
| | 103 | BELLECHASSE | 30% | 30% | 34% | 6% |  |
| | 104 | CHUTES-DE-LA-CHAUDIÈRE | 24% | 24% | 46% | 6% |  |
| | 105 | FRONTENAC | 36% | 30% | 27% | 6% |  |
| | 106 | LÉVIS | 26% | 32% | 36% | 6% |  |
| | 107 | LOTBINIÈRE | 27% | 28% | 38% | 7% |  |
| | 108 | MONTMAGNY-L'ISLET | 34% | 23% | 37% | 6% |  |
| | | SIÈGES / SEATS | 1 | 0 | 7 | 0 | |
| | | % DES VOIX / OF VOTE | 30% | 25% | 39% | 6% | |
| | | % DES SIÈGES / OF SEATS | 13% | 0% | 88% | 0% | |
| ESTRIE | 109 | JOHNSON | 21% | 45% | 22% | 13% |  |
| | 110 | MÉGANTIC-COMPTON | 35% | 31% | 23% | 12% |  |
| | 111 | ORFORD | 37% | 31% | 19% | 12% |  |
| | 112 | RICHMOND | 45% | 23% | 21% | 11% |  |
| | 113 | SAINT-FRANÇOIS | 40% | 31% | 16% | 13% |  |
| | 114 | SHERBROOKE | 42% | 33% | 14% | 12% |  |
| | | SIÈGES / SEATS | 5 | 1 | 0 | 0 | |
| | | % DES VOIX / OF VOTE | 37% | 33% | 19% | 12% | |
| | | % DES SIÈGES / OF SEATS | 83% | 17% | 0% | 0% | |
| CAPITALE-NATIONALE | 115 | JEAN-TALON | 35% | 32% | 22% | 11% |  |
| | 116 | LOUIS-HÉBERT | 34% | 26% | 30% | 10% |  |
| | 117 | TASCHEREAU | 24% | 35% | 26% | 15% |  |
| | 118 | VANIER | 23% | 21% | 47% | 8% |  |
| | 119 | JEAN-LESAGE | 34% | 24% | 32% | 11% |  |
| | 120 | CHARLESBOURG | 34% | 22% | 35% | 9% |  |
| | 121 | LA PELTRIE | 31% | 19% | 40% | 10% |  |
| | 122 | PORTNEUF | 29% | 23% | 39% | 9% |  |
| | 123 | CHAUVEAU | 28% | 19% | 43% | 10% |  |
| | 124 | CHARLEVOIX | 27% | 40% | 24% | 9% |  |
| | 125 | MONTMORENCY | 26% | 27% | 38% | 9% |  |
| | | | SIÈGES / SEATS | 3 | 2 | 6 | 0 |
| | | % DES VOIX / OF VOTE | 30% | 26% | 34% | 10% | |
| | | % DES SIÈGES / OF SEATS | 27% | 18% | 55% | 0% | |