

Survey of 500 Likely Voters  
September 19, 2006

Election 2006: Florida Governor	
Charlie Crist (R)	45%
Jim Davis (D)	40%

Election 2006: Florida Governor Three-Poll Rolling Average		
Surveys	Crist	Davis
Jul-Aug-Sep	46%	41%
Jun-Jul-Aug	47%	39%
May-Jun-Jul	47%	39%
Apr-May-Jun	46%	36%
Feb-Apr-May	43%	36%
Jan-Feb-Apr	41%	35%

Election 2006: Florida Governor		
Date	Crist	Davis
Sep 19	45%	40%
Aug 28	45%	41%
Jul 26	47%	42%
Jun 22	49%	35%
May 15	44%	39%
Apr 17	44%	33%
Feb 6	42%	37%
Jan 3	36%	35%

RASMUSSEN REPORTS NEWSLETTER

Sign up for our weekly newsletter, and get updates emailed to you FREE!

Your Email Address  

Advertisement

Browse off-line.  
(JAVA OPTIONAL)

Advertisement



The New York Times

AS LOW AS \$2.99 A WEEK. DELIVERED.

Florida Governor: Crist by 5  
Crist (R) 45% Davis (D) 40%

September 27, 2006

In the latest Rasmussen Reports survey of the Florida gubernatorial race, Republican Attorney General Charlie Crist leads Democratic Congressman Jim Davis 45% to 40% ([see crosstabs](#)).

That's little change from [last month's poll](#), which showed Crist with a four-point edge. Earlier in the year the Republican, the best known of those running, often enjoyed a bigger advantage over potential rivals. But the race has grown more competitive.

Davis, who defeated State Senator Rod Smith for the Democratic nomination by only six percentage points, is being admonished by Democratic operatives to run a tougher campaign. One of his major issues is property insurance rates. (Both candidates seem to agree that they're too high.)

Crist's latest campaign commercials, implicitly riding on the coattails of Republican Governor Jeb Bush, explain that it is better to keep prospering than to return to the failed days of the past. The ads have focused on tax cuts and educational reform.

This makes sense in a state where 61% of likely voters approve of the job the Governor is doing. Thirty-eight percent (38%) disapprove (a number evenly divided between those who "strongly" and "somewhat" disapprove).

Crist is viewed favorably by 60% of Florida voters, Davis by 50%. And Crist is viewed "very favorably" by almost double the number who view his opponent "very favorably."

The Governor's brother doesn't fare so well in the state. President George Bush's job performance is approved by just 43%, with 57% disapproving overall and 45% strongly disapproving.

[Crosstabs](#) are available for [Premium Members](#) only.



Republican Attorney General Charles Crist

Rasmussen Reports is an electronic publishing firm specializing in the collection, publication, and distribution of public opinion polling information.

The Rasmussen Reports [ElectionEdge™](#) Premium Service for Election 2006 offers the most comprehensive public opinion coverage ever provided for a mid-term election. We update the President's [Job Approval](#) Ratings daily and are polling competitive Senate and Governor's races at least once a month in 2006.

Rasmussen Reports was the nation's most accurate polling firm during the Presidential election and the only one to project both Bush and Kerry's vote total within half a percentage point of the actual outcome.

During Election 2004, RasmussenReports.com was also the top-ranked public opinion research site on the web. We had twice as many visitors as our nearest competitor and nearly as many as all competitors combined.

RELATED ARTICLES

[Pennsylvania Governor: Rendell by 20](#)

[Ohio Governor: Strickland by 19](#)

[Election 2006](#)

TOP STORIES

[Scott's Page: Election 2006: Where We Stand Today...](#)

[36% Feel House Speaker Hastert Should Resign](#)

[61% Believe Republican Leaders Have Been Protecting Foley](#)

[Tennessee Senate: Ford by 5 as Corker Falters](#)

[U.S. Workers Forecast Less Hiring on the Horizon](#)

[Virginia Senate: Allen Now Leading by 6](#)

[Fans Pick Jeter, Pujols for MVP](#)

[Oregon Governor: Saxton Within 5](#)



[71% Say Finding New Energy Sources More Important than Conservation](#)

[State-by-State Perspectives on the War on Terror](#)

[A Virtual Roll of the Dice](#)


Advertisement

Advertisers!

**Thinking about making a major purchase?**

[▶ Learn More](#)



Scott Rasmussen, president of Rasmussen Reports, has been an independent pollster for more than a decade.

The telephone survey of 500 Likely Voters was conducted by Rasmussen Reports September 19, 2006. The margin of sampling error for the survey is +/- 4.5 percentage points with a 95% level of confidence. (see Methodology)

Advertisement

Ads by Goooooogle

**California 2006 Election**

Find out who's ahead in the polls November 7th General Election

[www.VoteCircle.com](http://www.VoteCircle.com)

Advertise on this site

©2006 Rasmussen Reports Inc.

[Advertise With Us](#) | [Privacy Policy](#) | [Terms & Conditions](#) | [Contact Us](#)

Media Interviews & Advertising Sales: 732-776-9777

Advertisement



